



30A SELECTION INFORMATION



Plug

Connector



Original or AT
Terminals. See PR3 for
more information

• 30 Amp 600VAC/250VDC; 50-400 Hertz
NEMA 3, 4, 4X①

Wire Range

Regular Stranding: #10 - #6 original style or "AT" type
(Includes Type P marine)

Extra flex: #10 - #8 original style or "AT" type

UL File No. E10757 SP Certified File No. LR111846

FEATURES-SPECIFICATIONS

30 AMP PLUGS & CONNECTORS

GROUND STYLE	CIRCUIT	GROMMET RANGE	CATALOG NUMBER			
			PLUG		CONNECTOR	
			ORIG.	AT	ORIG.	AT
Style I	2W2P	.55 - 1.20 IN	VP3275	VP3022	VPR3255	VPR3022
	3W3P	.55 - 1.20 IN	VP3375	VP3033	VPR3355	VPR3033
	4W4P	.55 - 1.20 IN	VP3475	VP3044	VPR3455	VPR3044
Style II	2W3P	.55 - 1.20 IN	VP3385	VP3023	VPR3365	VPR3023
	3W4P	.55 - 1.20 IN	VP3485	VP3034	VPR3465	VPR3034

MODIFICATIONS*

CATALOG NUMBER	DESCRIPTION
S39	Reverse service for receptacles, plugs & connectors
S37	Polarization for receptacles, plugs & connectors

* See page PR3 for more information on these options.

30 AMP RECEPTACLES & BACK BOXES

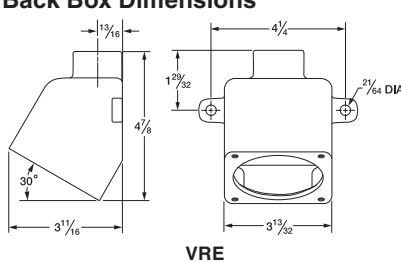
GROUND STYLE	CIRCUIT	CATALOG NUMBER							
		E⓪ TYPE DEAD END		C⓪ TYPE FEED THRU		D⓪ TYPE ANGLED FEED THRU		RECEPTACLE ONLY	
		ORIG.	AT	ORIG.	AT	ORIG.	AT	ORIG.	AT
Style I	2W2P	VR321E2	VR3022E2	VR321C2	VR3022C2	VR321D2	VR3022D2	VR321	VR3022
	3W3P	VR331E2	VR3033E2	VR331C2	VR3033C2	VR331D2	VR3033D2	VR331	VR3033
	4W4P	VR341E2	VR3044E2	VR341C2	VR3044C2	VR341D2	VR3044D2	VR341	VR3044
Style II	2W3P	VR332E2	VR3023E2	VR332C2	VR3023C2	VR332D2	VR3023D2	VR332	VR3023
	3W4P	VR342E2	VR3034E2	VR342C2	VR3034C2	VR342D2	VR3034D2	VR342	VR3034
Splice box only②		VRE23	VRE23	VRC23	VRC23	VRD23	VRD23	-	-

① Components are interchangeable & UL classified with other UL1686 configured devices (when installed in accordance with instructions furnished with device). Assemblies containing components from other manufacturers would have the NEMA type rating of the lowest rated device.

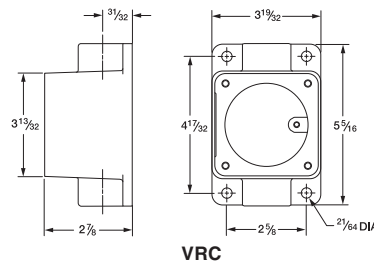
- Note, 2, 3 & 4 pole device dimensions are the same.

② 30 Amp Back Boxes are available in 1/2", 3/4" and 1" conduit sizes. Size listed for 3/4". For other available sizes, change the BOLD "2" in either the assembly or box only number to: **1**=1/2", **2**=3/4", **3**=1". Assembly catalog numbers are listed for ease of ordering or specification and devices are shipped as components.

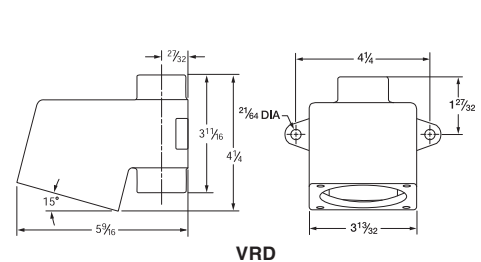
Back Box Dimensions




VRE



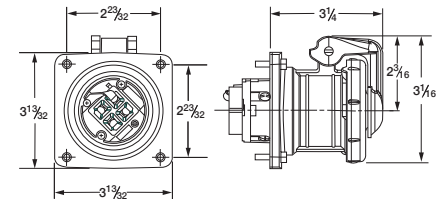
VRC



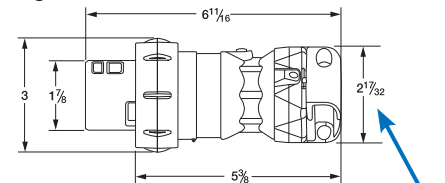
VRD



Receptacle

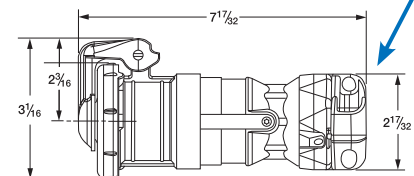


Plug



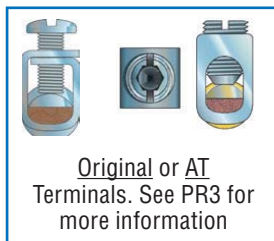

VersaMate® clamps provide a firm fit for one plug (or connector) over a wide range of cable diameters (competitors often need two - requiring additional sizing decisions).

Connector





60A SELECTION INFORMATION



• 60 Amp 600VAC/250VDC; 50-400 Hertz
NEMA 3, 4, 4X①

Wire Range

Regular Stranding: #6 - #2 original style or "AT" type
(Includes Type P marine)
Extra flex: #6 - #4 original style or "AT" type

UL File No. E10757 SP Certified File No. LR111846

FEATURES-SPECIFICATIONS

60 AMP PLUGS & CONNECTORS

GROUND STYLE	CIRCUIT	GROMMET RANGE	CATALOG NUMBER			
			PLUG		CONNECTOR	
			ORIG.	AT	ORIG.	AT
Style I	2W2P	.65 - 1.50 IN	VP6275	VP6022	VPR6255	VPR6022
	3W3P	.65 - 1.50 IN	VP6375	VP6033	VPR6355	VPR6033
	4W4P	.65 - 1.50 IN	VP6475	VP6044	VPR6455	VPR6044
Style II	2W3P	.65 - 1.50 IN	VP6385	VP6023	VPR6365	VPR6023
	3W4P	.65 - 1.50 IN	VP6485	VP6034	VPR6465	VPR6034

MODIFICATIONS*

CATALOG NUMBER	DESCRIPTION
S39	Reverse service for receptacles, plugs & connectors
S37	Polarization for receptacles, plugs & connectors

* See page PR3 for more information on these options.


60 AMP RECEPTACLES & BACK BOXES

GROUND STYLE	CIRCUIT	CATALOG NUMBER							
		E⊙ TYPE DEAD END		C⊙ TYPE FEED THRU		D⊙ TYPE ANGLED FEED THRU		RECEPTACLE ONLY	
		ORIG.	AT	ORIG.	AT	ORIG.	AT	ORIG.	AT
Style I	2W2P	VR621E4	VR6022E4	VR621C4	VR6022C4	VR621D4	VR6022D4	VR621	VR6022
	3W3P	VR631E4	VR6033E4	VR631C4	VR6033C4	VR631D4	VR6033D4	VR631	VR6033
	4W4P	VR641E4	VR6044E4	VR641C4	VR6044C4	VR641D4	VR6044D4	VR641	VR6044
Style II	2W3P	VR632E4	VR6023E4	VR632C4	VR6023C4	VR632D4	VR6023D4	VR632	VR6023
	3W4P	VR642E4	VR6034E4	VR642C4	VR6034C4	VR642D4	VR6034D4	VR642	VR6034
Splice box only②		VRE46	VRE46	VRC46	VRC46	VRD46	VRD46	-	-

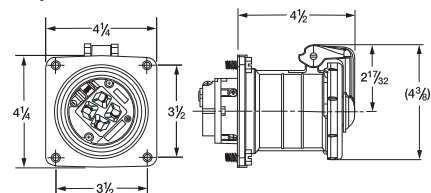
① Components are interchangeable & UL classified with other UL1686 configured devices (when installed in accordance with instructions furnished with device). Assemblies containing components from other manufacturers would have the NEMA type rating of the lowest rated device.

② 60 Amp Back Boxes are available in 1", 1-1/4" and 1-1/2" conduit sizes. Size listed above is 1-1/4". For other available sizes, change the BOLD "4" in either the assembly or box only number as follows: **3**=1", **4**=1-1/4", **5**=1-1/2". Assembly catalog numbers are listed for ease of ordering or specification and devices are shipped as components.

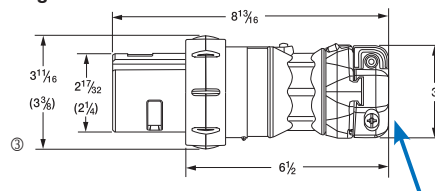
③ 60 Amp receptacles also fit 100 Amp mounting boxes - Dimensions in () are 3 pole devices; balance are 4 pole.



Receptacle

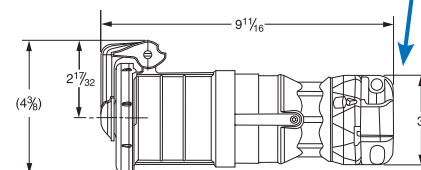


Plug

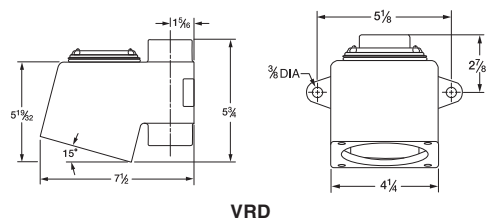
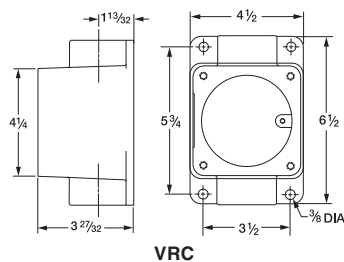
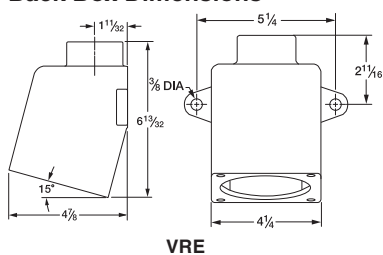


VersaMate® clamps provide a firm fit for one plug (or connector) over a wide range of cable diameters (competitors often need two - requiring additional sizing decisions).

Connector




Back Box Dimensions





100A SELECTION INFORMATION



Plug

Connector



Original or AT
Terminals. See PR3 for
more information

• 100 Amp 600VAC/250VDC; 50-400 Hertz
NEMA 3, 4, 4X^①

Wire Range

Regular Stranding: #4 - #2 original style or "AT" type
(Includes Type P marine)

Extra flex: #4 - #2 original style or "AT" type

UL File No. E10757 CSA Certified File No. LR111846

FEATURES-SPECIFICATIONS

100 AMP PLUGS & CONNECTORS						
GROUND STYLE	CIRCUIT	GROMMET RANGE	CATALOG NUMBER			
			PLUG		CONNECTOR	
			ORIG.	AT	ORIG.	AT
Style I	2W2P	.88 - 1.68 IN	VP10277	VP1022	VPR10257	VPR1022
	3W3P	.88 - 1.68 IN	VP10377	VP1033	VPR10357	VPR1033
	4W4P	.88 - 1.68 IN	VP10477	VP1044	VPR10457	VPR1044
Style II	2W3P	.88 - 1.68 IN	VP10387	VP1023	VPR10367	VPR1023
	3W4P	.88 - 1.68 IN	VP10487	VP1034	VPR10467	VPR1034

MODIFICATIONS*

CATALOG NUMBER	DESCRIPTION
S39	Reverse service for receptacles, plugs & connectors
S37	Polarization for receptacles, plugs & connectors

* See page PR3 for more information on these options.

100 AMP RECEPTACLES & BACK BOXES							
GROUND STYLE	CIRCUIT	CATALOG NUMBER					
		E2 TYPE DEAD END		C2 TYPE FEED THRU		RECEPTACLE ONLY	
		ORIG.	AT	ORIG.	AT	ORIG.	AT
Style I	2W2P	VR1021E5	VR1022E5	VR1021C5	VR1022C5	VR1021	VR1022
	3W3P	VR1031E5	VR1033E5	VR1031C5	VR1033C5	VR1031	VR1033
	4W4P	VR1041E5	VR1044E5	VR1041C5	VR1044C5	VR1041	VR1044
Style II	2W3P	VR1032E5	VR1023E5	VR1032C5	VR1023C5	VR1032	VR1023
	3W4P	VR1042E5	VR1034E5	VR1042C5	VR1034C5	VR1042	VR1034
Splice box only ^③		VJ57	VJ57	VJC57	VJC57	VJA100*	VJA100*

* Angle adapter only

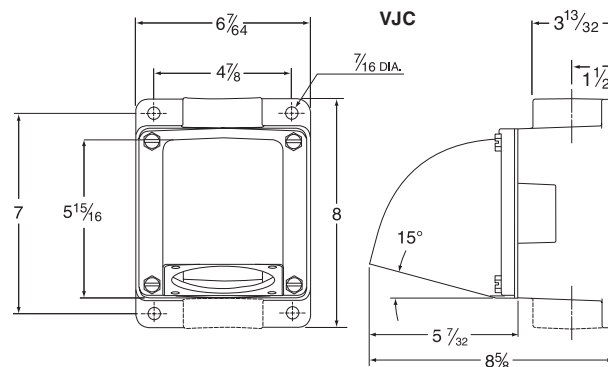
① Components are intermateable & UL classified with other UL1686 configured devices (when installed in accordance with instructions furnished with device). Assemblies containing components from other manufacturers would have the NEMA type rating of the lowest rated device.

② 100 Amp Back Boxes are available in 1", 1-1/4", 1-1/2" & 2" conduit sizes. Size listed above is 1-1/2". For other available sizes, change the BOLD "5" in either the assembly or box only number as follows: **3**=1", **4**=1-1/4", **5**=1-1/2", **6**=2". Assembly catalog numbers are listed for ease of ordering or specification and devices are shipped as components.

③ 100 Amp Boxes & Adapters also fit 60 Amp receptacles. Adapter only can be used to attach receptacle at an angle to a standard sheet metal box.

④ Dimensions in () are 3 pole devices; balance are 4 pole.

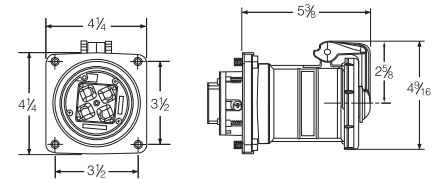
Back Box Dimensions



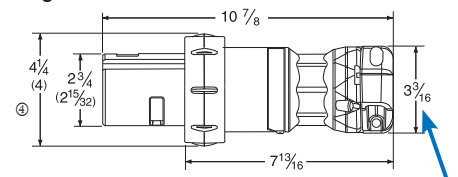
Feed through style shown



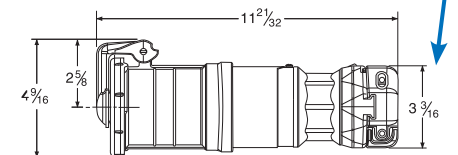
Receptacle



Plug



Connector



VersaMate® clamps provide a firm fit for one plug (or connector) over a wide range of cable diameters (competitors often need two - requiring additional sizing decisions).



150A SELECTION INFORMATION



ALLEN TERMINALS



Plug



Connector

• 150 Amp 600VAC/250VDC; 50-400 hertz
NEMA 3, 4, 4X①

Wire Range
Building #2-2/0
(Includes Type P marine)
Extra Flex #2-2/0

cULus File No. E10757
SP



E



C



Receptacle

FEATURES-SPECIFICATIONS

150 AMP PLUGS & CONNECTORS				
GROUND STYLE	CIRCUIT	GROMMET RANGE	CATALOG NUMBER	
			PLUG	CONNECTOR
Style I	4W4P	.88 - 1.91 IN	VPA15044	VCA15044
Style II	3W4P	.88 - 1.91 IN	VPA15034	VCA15034

MODIFICATIONS*	
CATALOG NUMBER	DESCRIPTION
S39	Reverse service for receptacles, plugs & connectors
S37	Polarization for receptacles, plugs & connectors

* See page PR3 for more information on these options.

150 AMP RECEPTACLES & BACK BOXES				
GROUND STYLE	CIRCUIT	CATALOG NUMBER		
		E② TYPE DEAD END	C③ TYPE FEED THRU	RECEPTACLE ONLY
Style I	4W4P	VRA15044E6	VRA15044C6	VRA15044
Style II	3W4P	VRA15034E6	VRA15034C6	VRA15034
Splice box only w/ adapter②③		VJ67	VJC67	VJA100*

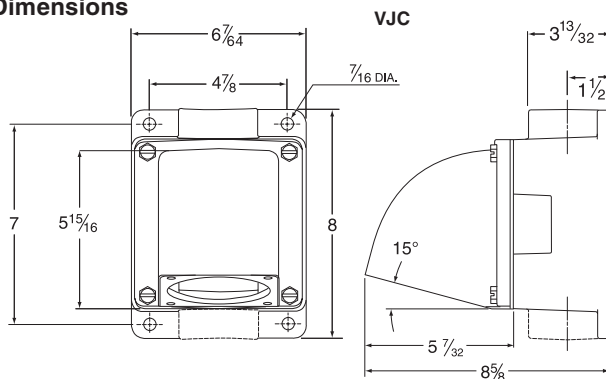
* Angle adapter only

① Components are interchangeable & UL classified with Appleton® Powertite® (when installed in accordance with instructions furnished with device). Assemblies containing components from other manufacturers would have the NEMA type rating of the lowest rated device.

② 150 Amp Back Boxes are available in 1-1/4", 1-1/2" & 2" conduit sizes. Size listed above is 2". For other available sizes, change the BOLD "6" in either the assembly or box only number as follows: **4**=1-1/4", **5**=1-1/2", **6**=2". Assembly catalog numbers are listed for ease of ordering or specification and devices are shipped as components.

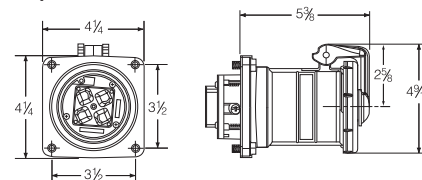
③ 100/150 Amp Boxes & Adapters also fit 60 Amp receptacles. Adapter-only can be used to attach receptacle at an angle to a standard sheet metal box.

Back Box Dimensions

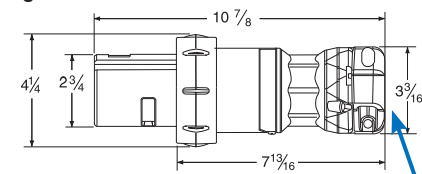


Feed through style shown

Receptacle

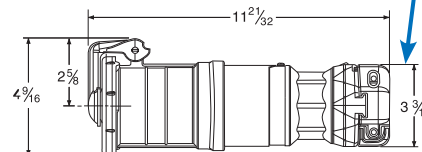


Plug



VersaMate® clamps provide a firm fit for one plug (or connector) over a wide range of cable diameters (competitors often need two – requiring additional sizing decisions).

Connector





200A SELECTION INFORMATION

**ALLEN
TERMINALS**

Plug



Connector

• 200 Amp 600VAC/250VDC; 50-400 Hertz
NEMA 3, 4, 4X①

Wire Range

Regular Stranding: #1 - 250

(Includes Type P marine)

Extra flex: #1 - 250 (.653 max conductor diameter)

UL File No. E10757 NSF Certified File No. LR111846



E



C



Receptacle

FEATURES-SPECIFICATIONS**200 AMP PLUGS & CONNECTORS**

GROUND STYLE	CIRCUIT	GROMMET RANGE	CATALOG NUMBER	
			PLUG	CONNECTOR
Style I	3W3P	1.0 - 2.5 IN	VP203512	VPR203112
	4W4P	1.0 - 2.5 IN	VP204513	VPR204113
Style II	2W3P	1.0 - 2.5 IN	VP203612	VPR203212
	3W4P	1.0 - 2.5 IN	VP204612	VPR204212

MODIFICATIONS*

CATALOG NUMBER	DESCRIPTION
S39⑤	Reverse service for receptacles, plugs & connectors
S37	Polarization for receptacles, plugs & connectors

* See page PR3 for more information on these options.

200 AMP RECEPTACLES & BACK BOXES

GROUND STYLE	CIRCUIT	CATALOG NUMBER		
		E② TYPE DEAD END	C② TYPE FEED THRU	RECEPTACLE ONLY
Style I	3W3P	VR20312E6	VR20312C7	VR20312
	4W4P	VR20412E6	VR20412C7	VR20412
Style II	2W3P	VR20322E6	VR20322C7	VR20322
	3W4P	VR20422E6	VR20422C7	VR20422
Splice box only w/ adapter②③		VJ78	VJC78	Angle adapter only VJA200

① Components are interchangeable & UL classified with Appleton® Powertite® or Crouse-Hinds® Arktite® devices (when installed in accordance with instructions furnished with device. Assemblies containing components from other manufacturers would have the NEMA type rating of the lowest rated device.

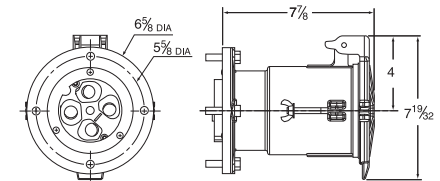
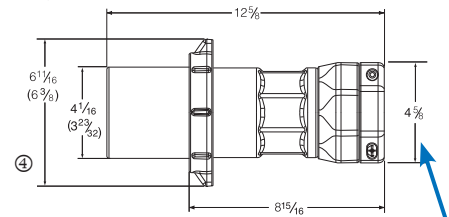
② 200 Amp dead-end Back Boxes are available in sizes 1-1/2", 2" & 2-1/2" conduit sizes. Dead-end box shown is 2". For other available dead-end box sizes, change the BOLD "6" in either the dead-end assembly or box only number as follows: **5**=1-1/2", **6**=2", **7**=2-1/2". Feed through boxes are available in 2-1/2"; use "R" series adapters as required for smaller sizes (sold separately). Assembly catalog numbers are listed for ease of ordering or specification and devices are purchased as components.

③ Adapter-only can be used to attach receptacle at an angle to a standard sheet metal box.

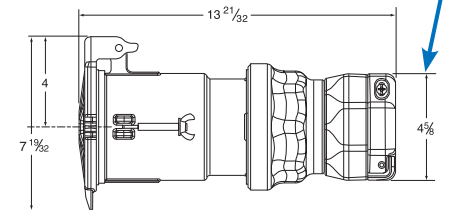
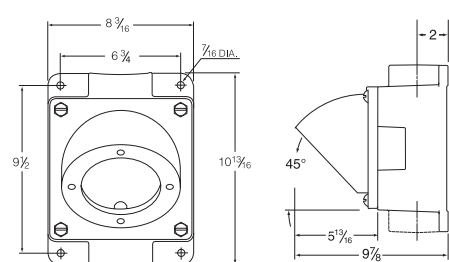
④ Dimensions in () are 3 pole devices; balance are 4 pole.

⑤ 200A 3W4P Reverse Service configured "W" Series and VersaMate® are not interchangeable. However, the VersaMate VR20422-S39 receptacle ships with instructions to permanently convert for use with existing PW-6402X SU39 plugs. Factory only configured plugs to fit old RW64C-SU39 receptacles may be ordered as VP-PW64026 SU39.

NOTE: 200A VersaMate receptacle lids secure with wingnuts for N4X environments when not in use. VersaMate plugs secure with wingnuts and/or lock-ring collar. This exclusive dual method allows retention of competitive plugs that use either wingnuts or a lock-ring collar.

Receptacle**Plug**

VersaMate® clamps provide a firm fit for one plug (or connector) over a wide range of cable diameters (competitors often need two - requiring additional sizing decisions).

Connector**Back Box Dimensions**

VJC