

Catalog Number	
Notes	Type

PLLED

Predator Large LED



The Predator LED is a robust, sustainable solution for any flood lighting application. The PLLED offers lumen packages for direct replacement of 750-1,500 watt HID floods. With energy savings exceeding 60% and expected service life over 20 years, Predator LED luminaires excel at meeting the challenges associated with flood lighting. The PLLED combines robust mechanical design features with the optical expertise, visual comfort and permanence of prismatic glass.

Mechanical

- Rugged grade A360 diecast aluminum (<1% copper)
- Tool-less access with stainless steel latches available
- Terminal block in arm available
- Rigorous 5-stage pretreatment polyester topcoat to ensure maximum durability that achieves a scribe creepage rating of 8 after 5,000 hours of salt spray
- Adjustable knuckle-mount option with wireway access door
- Adjustable yoke mount option available in galvanized or stainless steel
- Captured bolts
- All Mountings are 3G vibration rated per ANSI C136.31
- IP66 per IEC60068-2-3

Electrical

- All surge protection meets ANSI/IEEE C62.41.2 10kV/10kA
- Standard surge protection is 20kV/10kA "Extreme Level" per ANSI C136.2
- Optional surge protection is 10kV/5kA per ANSI C136.2
- LED light engines are rated > 100,000 at 25°C, L70
- Electronic driver has an expected life of > 100,000 hours at 25°C
- Rated for -40°C / (-40°F) minimum ambient
- Programmable electronic driver with 0-10V control leads
- Driver voltage options: 120-277V 50/60 Hz and 347 50/60 Hz and 480V 50/60 Hz
- Single and double fusing options available

Optical

- Performance is comparable to 1,000-1,500 watt HID
- Borosilicate prismatic glass ensure longevity and minimize dirt depreciation and improves visual comfort

- NEMA optical patterns:
 - 3x3 Medium Spot
 - 4x4, Narrow Spot Flood
 - 4x5, Medium Flood
 - 5x5, Flood
 - 6x6, Wide Flood
 - 6x5, Wide Flood Rectangle
- 3000K, 4000K and 5000K CCT, 70 CRI
- Full Visor option available
- Upper/Bottom Visor option available
- Vandal Guard option available
- Wire guard kit option available

Controls

- 7 pin rotatable NEMA photocontrol receptacle
- 3 pin rotatable NEMA photocontrol receptacle
- Premium solid-state locking-style photocontrol – 10 year rated life
- Extreme long life solid state locking-style photocontrol – 20 year rated life
- Field adjustable output
- nLight Air motion and daylight sensor
- DALI Driver

Certification & Standards

- CSA Certified to US and Canadian standards
- Suitable for operation in an ambient temperature up to 40°C/ 104°F for standard product

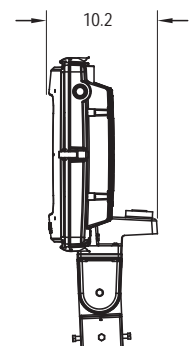
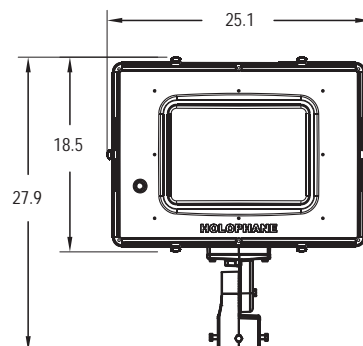
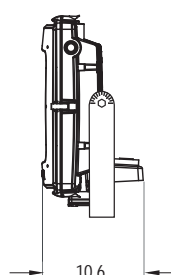
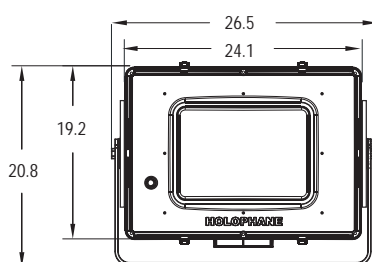
Warranty

5-year limited warranty. Complete warranty terms located at: www.acuitybrands.com/support/customer-support/terms-and-conditions

Note: Actual performance may differ as a result of end-user environment and application. All values are design or typical values, measured under laboratory conditions at 25 °C.



DIMENSIONAL DATA



Tenon Mount Luminaire max. EPA of 3.8ft2 and max. weight 73 lbs.

PLLED

Predator Large LED



ORDERING INFORMATION

Series	LED Performance Package	Color Temperature	Voltage	Optics
PLLED	P1 52,000 Lumens	30K 3000K CCT, 70 CRI Min.	MVOLT Multiple voltage (120V - 277V)	33 3x3 (prismatic glass)
	P2 58,600 Lumens	40K 4000K CCT, 70 CRI Min.	347 347V	44 4x4 (prismatic glass)
	P3 64,100 Lumens	50K 5000K CCT, 70 CRI Min.	480 480V	45 4x5 (prismatic glass)
	P4 71,700 Lumens			55 5x5 (prismatic glass)
	P5 79,200 Lumens			65 6x5 (prismatic glass)
				66 6x6 (prismatic glass)

Mounting Methods	Color	Surge Protection	Options
KM Tenon Slipfitter - knuckle (cord/leads exit bottom slipfitter)	BKSDP Black Paint	20KV 20kV/10kA w/Indicator Light Extreme Surge (fail off)	WL Wet Locations
KO Tenon Slipfitter - knuckle (cord exit via knock-out)	BZSDP Bronze Paint	10KVMP 10kV/5kA MOV pack (fail on)	MRE Marine Outside
YMS Yoke Stainless Steel 3G	GHSDP Graphite Paint		TL Tool-less entry with latches
YMG Yoke Galvanized 3G	GYSDP Gray Paint		NL Nema Label
	WHS DP White Paint		F1 Single Fusing
			F2 Double Fusing

Cord Length	Cord Type	Options / Controls	Accessories (Shipped Separately)
04 4 ft cord length	23 12 gage, 3 conductor	PR3 3 pin rotatable NEMA receptacle	PLLEDFV-BKSPD Full Visor - Black Paint
05 5 ft cord length	43 14 gage, 3 conductor	PR7 7 pin rotatable NEMA receptacle	PLLEDFV-BZSPD Full Visor - Bronze Paint
06 6 ft cord length	63 16 gage, 3 conductor	NR No PER receptacle	PLLEDFV-GHSPD Full Visor - Graphite Paint
08 8 ft cord length		PCLL Solid State Long Life Photocontrol	PLLEDFV-GYSPD Full Visor - Gray Paint
10 10 ft cord length		PCSS Solid State Photocontrol	PLLEDFV-WHSPD Full Visor - White Paint
		HRSBOR nLight Air Occ. and daylight sensor (15-30 ft)	PLLEDUBV-BKSPD Upper/Bottom Visor - Black Paint
		LRSBOR nLight Air Occ. and daylight sensor (8-15 ft)	PLLEDUBV-BZSPD Upper/Bottom Visor - Bronze Paint
		SH Shorting Cap	PLLEDUBV-GHSPD Upper/Bottom Visor - Graphite Paint
		AO Field Adjustable Output	PLLEDUBV-GYSPD Upper/Bottom Visor - Gray Paint
		DL DALI Driver - Consult Factory	PLLEDUBV-WHSPD Upper/Bottom Visor - White Paint
			PLLEDVG Vandal Guard
			PLLEDWG Wire Guard

MOUNTING OPTIONS

